


The Mayor's Book Club is pleased to present our Book-of-the-Month for December;



Moosetache

By Margie Palatini



Sponsored By:



Did You Know?



This month's story is *Moosetache* by Margie Palatini. The book tells the hilarious and sweet story of a moose with a mustache. His adventures with his long, long mustache create an adorable story for children and families. This story also shares the importance of accepting yourself for who you are, and the connections will form from there.

It's Fun and Easy!

Moosetache by Margie Palatini is a wonderful story that brings humor and friendship together. It is funny, silly, and all the while, a beautiful book for children.

Tip #1 – *Moosetache* is a quirky, fun story. The text on each page is curved, tilted, and in bold print, which can make the reading experience come to life. You and your reader can practice reading aloud to hear the phrases and words.

Tip #2 – The story has incredible illustrations throughout the book. The images on each page explain what is happening in each scene. The images are particularly helpful to utilize as there are many challenging vocabulary words throughout the book.

Tip #3 – *Moosetache* is a great story to discuss throughout the pages or at the end of the story. The story has a funny delivery, but a powerful message of being true to yourself. This would be great to discuss with children as these are confidence-building years for many children.

Moosetache Word



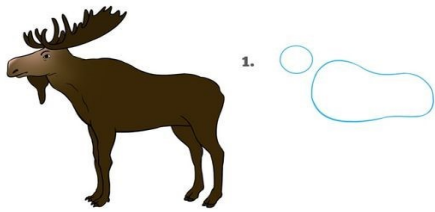
TEASED MOOSE
BRUSH COMBS
SCISSORS CLIP
PLUCKED SNIP
TWEEZED

I	U	I	K	C	G	P	W	O	Q	T	N	E	B	Y
U	E	A	D	Y	B	A	Q	Y	Q	D	F	Z	K	X
A	S	Z	O	Z	T	Z	I	N	F	U	I	I	B	D
S	N	B	V	U	P	O	E	X	P	B	K	J	O	E
D	Z	J	M	S	C	I	S	S	O	R	S	A	P	Z
W	C	N	O	O	P	B	T	C	U	U	Y	Y	X	E
F	W	A	O	E	C	R	N	E	S	S	O	O	Q	E
P	N	Q	S	G	T	P	O	H	A	H	J	A	S	W
S	L	S	E	M	I	K	N	X	V	S	H	M	F	T
R	E	U	N	L	Q	J	Y	D	P	R	E	K	O	Y
I	X	N	C	I	R	Z	U	R	C	M	N	D	A	Z
N	U	K	B	K	P	I	H	M	E	L	L	L	X	L
N	E	N	S	D	E	C	P	N	Z	J	R	F	Z	Q
E	F	O	Q	F	Y	D	H	Z	A	X	L	E	K	H
Y	D	Y	I	O	L	O	A	F	S	L	A	P	E	J

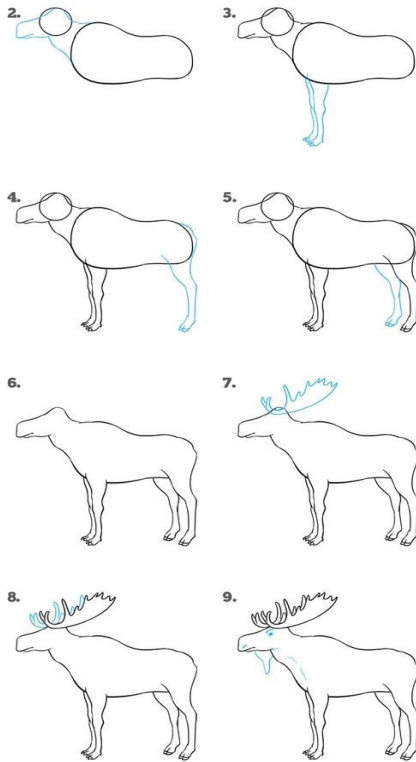


Images from amazon.com





How to Draw a Moose



EasyDrawingGuides.com

Moosetache Art



Supplies:

Yarn

White, Tan and Brown Construction Paper

Glue

Cut a moose head shape like the attached outline using brown paper and then cut out antlers from tan paper. Use white paper to cut eyes for your moose. Glue your eyes and antlers onto your moose. Cut the yarn into ten pieces that are 1 foot long. Glue the yarn on your moose as a Moosetache.



BRING THE STORY TO LIFE!



In the Story, Moosetache, Moose tried many things to keep his moosetache out of his way and in the process he created some crazy hair styles. You can plan your own crazy hair day with your family. Everyone in your family can create some crazy hair styles of their own.



COMMUNITY RESOURCES

Hampton Holiday Fine Arts Bazaar

Saturday, December 12th 11:00 AM - 5:00 PM
Charles Taylor Visual Arts Center
4205 Victoria Blvd., Hampton
Admission: Free



Join us for the second annual Hampton Holiday Fine Arts Bazaar! The opening of the Small Works Exhibition will be accompanied by this two day Fine Arts Bazaar featuring original, handmade works from artists around the region. Come meet the artists and shop for extra special holiday gifts.

Family Movie Night "The Grinch" at Main Library

Thursday, December 10, 2020



5:00-7:00 pm

Children's Programming Room

4207 Victoria Blvd, Hampton

Admission: Free

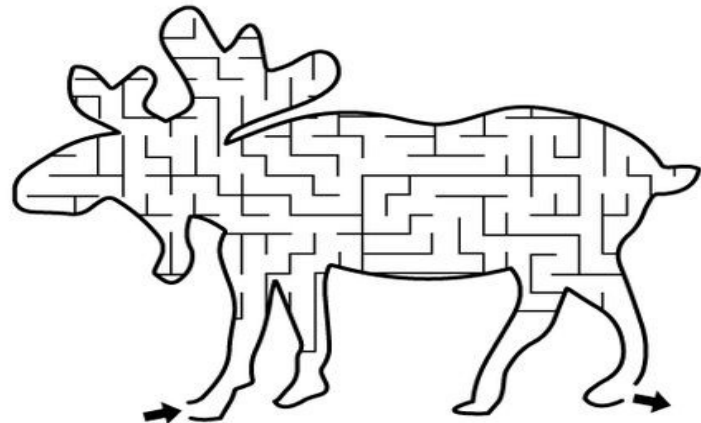
Bring the whole family and enjoy movie night at the Hampton Public Library. Light refreshments to be served (first come, first served).

BOOK PICKS

Bedhead
by Marie Palatini

Mother Bruce
Ryan T. Higgins

Moose Maze



Muse Printables
Copyright © 2018 MusePrintables.com

Thanks to the Langley Civic Leaders Association, Exchange Club of Wythe, and Downtown Hampton Exchange Club for their sponsorships.