


# Mayor's Book Club Newsletter



November 2021

Edition 127

The Mayor's Book Club is pleased to present our  
Book-of-the-Month for November



## Chicken Little

By


Laura Rader

It's Fun and Easy!

**Chicken Little** by Laura Rader, features a young chick who experiences some weather changes and dropping acorns, and concludes that the **sky** must be falling!

**Tip #1** – The story features a lot of dialogue. Nearly every page shows Chicken Little or one of her friends speaking to one another. This is great for reading aloud as parents can create voices to show the different characters and how they speak. Reading aloud is a great way to have children follow the story and for them to have a deeper understanding of language.

**Tip #2** – The story also has rhymes mixed in. Rhymes are an excellent way to have children see and hear words with similar sounds. It encourages them to make more connections with the words they encounter on a day-to-day basis. See how many rhyming pairs you can spot in our book-of-the-month!



Sponsored By:



## Did You Know?



Autumn has arrived! Soon we will be experiencing cooler days, grayer skies, and plenty of falling leaves. These weather changes give many of us the opportunity to enjoy more time indoors, which is perfect for cozying up with a good book.

A great way to encourage children to read could be to find a book that features the autumn season, the various weather phenomena that occurs during this time, or one that shows upcoming special days or holidays.



Images from scholastic books and

<https://stroller-envy.com/toilet-paper-roll-crafts/>

X N F O X Y Q N E K C I H C A T Z X S R  
L Y E S O O L H N D Z P G S S I M Q O A  
E B R W R P U W C C V D O Q N K C V D F  
W T G N I L L A F I X W E Z H K V S G K  
R E D H S G J J P K Y U I E E G B E N I  
F Q K R C R W E P D O N U G L A C O R N  
R G U I I G I L V U Y X N E Z S E X O G  
E H F A X U W V C C M Y M E H A S U C G  
C J I Q M U L J Z K F Q K W H M I Q A F  
P Z A G X Q F A O Y B U A S V H O G X G  
I Q B F Q Y G O O S E Y S I J V U M S K  
J J M N A L E T I P K I T G G F W T A E  
D X U O O R X Y N C Q K N M B R E A U Q  
H M B G M E N S E X V N A U S L S P X E  
G O S E A D F T A O G V W B L Z B E F Y

CHICKEN  
SKY  
ACORN  
GOOSEY  
LOOSEY  
HENNY  
FOXY  
FALLING  
TELL  
KING  
DUCKY

## COMMUNITY RESOURCES

### Hampton Healthy Families Playgroup



Gives families a chance to enjoy time together in a safe and pleasant environment. There are a wide variety of activities such as free play, arts and crafts, and circle time where parents and their young children join together in music and movement.

For more information visit: <https://hampton.gov/3378/Healthy-Families>

### Children's Craft Table At Northhampton Branch Library

936 Big Bethel Road  
Hampton, VA 23666



9:00 am to 6:45 pm

Stop by every Monday this Fall for a fun new craft. Quantities are limited to first come first served.



This museum strives to connect people to the world's waters, because through the waters we connect with one another with our shared maritime heritage.

Visitors can explore through ships, watch 3D showings in the Explorers Theater, and paddle boat through the shoreline of Lake Maury.

## BOOK PICKS

### Leaf Jumpers

by Carole Gerber



### Autumn is Here!

by Heidi Pross Gray



### I Love Fall!

by Alison Inches



### The Little Red Hen Makes a Pizza

by Philomen Sturges and Amy Walrod



## Bringing the Story to Life!

### Cardboard Tube Characters

Make your own Chicken Little characters using empty bathroom tissue cardboard tubes. You'll need: *cardboard tubes (1 for each character you make), paint, construction paper, craft feathers, glue, scissors, googly eyes (optional)*. To make Chicken Little, paint the tube yellow (or cover with yellow construction paper). Cut a small triangle out of construction paper and glue it to the tube for a beak. Draw eyes or glue on googly eyes. Glue yellow craft feathers on her head and on the sides to give her wings.



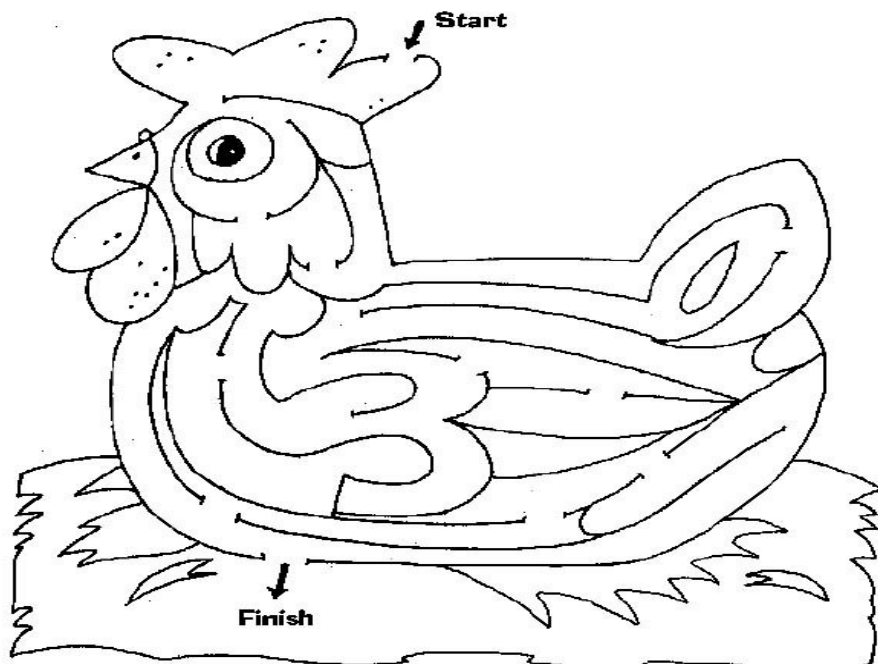
Using different colors, you can make the other bird characters in the book - brown for Henny Penny, red for Cocky Locky, white for Ducky Lucky, and gray for Goosey Loosey! Then act out your own version of the story!

### Make Edible Acorns

You can make your own yummy sweet acorns that even Chicken Little would love! You'll need: *candy kisses, chocolate morsels, and mini-vanilla wafer cookies*.

Unwrap the candy kisses. Melt a small number of chocolate morsels in the microwave. Dip the flat end of the candy kiss into the melted chocolate, then press it to the flat side of the mini-vanilla wafer to make the acorn "cap." Freeze for 5 minutes to set.

Then, dip a chocolate morsel into the melted chocolate and press on top of the acorn cap to make the stem. Freeze for 5 minutes to set, then enjoy!



Thanks to the Langley Civic Leaders Association, Exchange Club of Wythe, and Downtown Hampton Exchange Club for their sponsorships.